



MALIBU

— LUXURY SLIDING PATIO & SWINGING FRENCH DOORS —





MALIBU

THE BEAUTY OF YOUR HOME Malibu Sliding Patio and Swinging French Doors enhance the beauty of your home, both inside and out. Each door is custom built with high quality design and craftsmanship, so you'll enjoy lasting elegance.

THE BENEFITS OF VINYL Our vinyl is engineered and formulated to exceed the demands of moderate to hot climate zones (West Coast). Our vinyl is made from a proprietary blend of resin and UV stabilizers maximizing performance that will last a lifetime. The vinyl also acts as an efficient thermal barrier that helps reduce your home's heating and cooling costs.

THE PAYBACK OF ENERGY SAVINGS Energy efficient vinyl is just the beginning. Combined with Anlin's proprietary INFINITE PLUS High Performance Glazing System and up to triple-strength safety tempered glass, Malibu Sliding and French Swinging Doors greatly increase the comfort of your home while reducing energy costs.

THE CONFIDENCE OF SECURITY With Malibu Doors, heightened security is standard. With multi-point locking systems and metal reinforced sash panels, Anlin's Malibu Doors passed stringent California Forced Entry (CFE) resistance tests.



FULL LIFETIME WARRANTY

Malibu Doors are guaranteed for as long as you own your home. Your investment is protected by Anlin's FULL LIFETIME WARRANTY, including non-prorated coverage and glass breakage. We stand behind our products. And you'll have it in writing.



Breathe easier and cleaner, whether your doors are open or closed.

Our screens are protected with an antimicrobial treatment that inhibits the growth of stain and odor-causing bacteria, mold and mildew.

Triple-Fin Weatherstrip



Malibu Doors include an upgraded weatherstrip with three fins, plush fiber and backing ALL infused with antimicrobial treatment.

Anlin's locking door screens are made with heavy-duty extruded frames and include a flush-mounted, self-latching handle.



BetterVue® Screens



Standard



BetterVue®

Anlin's BetterVue® door screens allow a much clearer view than standard screens. At the same time, they increase airflow and protect better against insects. The screen mesh is infused with an antimicrobial treatment that won't wash or wear away.



It's the science behind maximum energy efficiency and comfort. And **ONLY** Anlin offers it.

Anlin's proprietary INFINITE PLUS High Performance Glazing System offers superior energy efficiency with lower energy costs.

Triple-layer silver metal coating:

This Infinite coating reflects outside heat in sunny weather, keeps heat from escaping home in cold weather, and blocks 95% of harmful UV rays.

PLUS Easy-Clean coating:

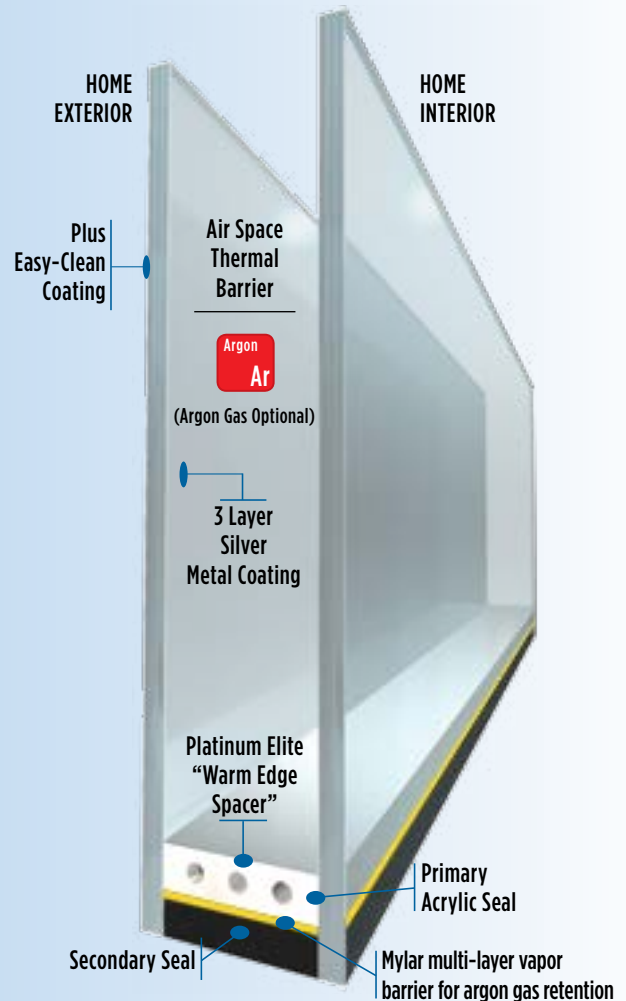
Applied to the exterior glass, PLUS coating harnesses the sun's UV rays and causes dirt and other organic materials on the glass to decompose. So when it rains, the decomposed dirt no longer clings to the glass, easily rinsing away. Your doors will be easier to clean and stay cleaner longer.

Platinum Elite Warm Edge Spacer:

Our silicone memory foam spacer with three insulating chambers is the industry's most technologically advanced and efficient spacer on the market.

OPTIONAL Argon Gas "Flood Filled"

Turns the space between glass panes into a highly effective thermal barrier. "Flood filled" technology guarantees 90-95% fill rate.



Vinyl Sliding Patio Doors

Available in Standard (2 1/2" wide rails) and French-style (4 1/2" wide rails), Malibu Sliding Patio Doors are built for beauty and comfort that last a lifetime. And with metal-reinforced sashes and forced-entry resistant locking systems, they also keep your home secure. Choose the style, configuration, color, and upgrade options that are right for your home.




MALIBU

Sliding & Fixed Panel
Sample Configurations

Standard Features

- **INFINITO PLUS**
HIGH PERFORMANCE GLAZING SYSTEM
- SIZES Height: from 6' to 8'
Width: from 5' to 12'
- All corners are thermal fusion welded for strength and a watertight seal.
- Heavy duty 1 1/2" oversized tandem rollers with sealed ball bearings for consistently quiet and smooth operation.
- Multi-point locking system: passed stringent California Forced Entry (CFE) resistance test
- Metal-reinforced sashes
- Ergonomic, contoured handle
- Heavy duty extruded screen frame with metal reinforced corners offer a lifetime of use with easy operation.
- Metal flush mount self-latching screen door handle with lock (heavy-duty latch and keeper)

FRAME COLORS




White Vinyl (Standard)
white exterior / white interior



Tan Vinyl (Standard)
tan exterior / tan interior

THERMACOAT™ SOLAR REFLECTIVE EXTERIOR COLORS (Optional)



DOOR HANDLES

Includes multi-point locking system that locks door to jamb for added security



White
(Standard)

Tan
(Standard)

Polished
Brass
(Optional
interior only)

Satin
Nickel
(Optional
interior only)

Bronze
(Optional
interior only)


STYLE OPTIONS



Standard Style 2 1/2" wide rails




French Style 4 1/2" wide rails




XO
Sliding / Fixed




OX
Fixed / Sliding




XOO
Sliding / Fixed / Fixed



OOX
Fixed / Fixed / Sliding



OXO
Fixed / Sliding / Fixed



OXXO
Fixed / Sliding / Sliding / Fixed

GRID STYLES (Optional)



5/8" Flat



5/8" Sculptured



1" Sculptured

V-GROOVE BEVELED GLASS (Optional)



Various styles and patterns available

DEAD BOLT (Optional)

Stainless steel bolt for added security



GRID PATTERNS (Optional)



Colonial



Perimeter



Queen Anne

CASING STYLES (Optional)



Double Wall Beveled Flush Fin



Brick Mould Multi-Tiered

Vinyl Swinging French Doors

Enjoy all the style and elegance of French doors with the energy efficiency and low maintenance of Anlin vinyl. Malibu Swinging French Doors come in a variety of configurations and options so you can create French doors that enhance your home's style. Standard security measures include an exterior keyed lock with a three-point locking system, metal-reinforced sash and a dead bolt.



MALIBU


Swing & Fixed Panel

Sample Configurations
(All Swing Options Can Be In-Swing Or Out-Swing.)

Standard Features

- **INFINIT[®] PLUS[®]**
HIGH PERFORMANCE GLAZING SYSTEM
- SIZES Height: from 6' to 8'
Width: from 2' 6" to 10'
- All corners are thermal fusion welded for strength and a watertight seal.
- Three-point locking system; passed stringent California Forced Entry (CFE) resistance tests.
- Exterior keyed lock
- Dead bolt for extra security
- Adjustable hinges
- Aluminum threshold
- Fully aluminum-reinforced
- Hoppe Resista[®] Lifetime Finish Hardware

FRAME COLORS



White Vinyl (Standard)
white exterior / white interior




Tan Vinyl (Standard)
tan exterior / tan interior

THERMACOAT[™] SOLAR REFLECTIVE EXTERIOR COLORS (Optional)



DOOR HANDLES



White
(Standard)

Polished
Brass*
(Optional)

Satin
Nickel
(Optional)

Bronze
(Optional)

* Polished brass hardware standard on tan swing doors




CASING STYLE

(Optional)

(Double Wall Beveled
Flush Fin)



X Swing




XO Swing/Fixed




OX Fixed/Swing



XX Swing/Swing



OXO Fixed/Swing/Fixed



OXXO Fixed/Swing/Swing/Fixed

GRID STYLES (Optional)



5/8" Flat



5/8" Sculptured



1" Sculptured



Operable sidelites available in-swing only

GRID PATTERNS (Optional)



Colonial



Perimeter



Queen Anne

V-GROOVE BEVELED GLASS (Optional)



Various styles and patterns available

BOLT ACTION LOCK



For operable sidelites

THERMAL PERFORMANCE DATA

DOOR STYLE	Total Unit U-Factor ¹	Solar Heat Gain Coeff. ²	Visible Light Transmittance ³	UV Block ⁴
Sliding Patio Door - Standard [Standard Double-Pane Clear]	0.46	0.61	82%	42%
Sliding Patio Door - Standard [INFINIT@PLUS*]	0.32	0.22	66%	95%
Sliding Patio Door - Standard [INFINIT@PLUS* with Argon]	0.29	0.21	66%	95%
Sliding Patio Door - French-style [Standard Double-Pane Clear]	0.44	0.53	82%	42%
Sliding Patio Door - French-style [INFINIT@PLUS*]	0.33	0.19	66%	95%
Sliding Patio Door - French-style [INFINIT@PLUS* with Argon]	0.29	0.19	66%	95%
Out-swing French Door [Standard Double-Pane Clear]	0.45	0.48	82%	42%
Out-swing French Door [INFINIT@PLUS*]	0.35	0.17	66%	95%
Out-swing French Door [INFINIT@PLUS* with Argon]	0.32	0.17	66%	95%
In-swing French Door [Standard Double-Pane Clear]	0.45	0.48	82%	42%
In-swing French Door [INFINIT@PLUS*]	0.34	0.17	66%	95%
In-swing French Door [INFINIT@PLUS* with Argon]	0.31	0.17	66%	95%

Malibu patio doors with **INFINIT@PLUS*** HP Glazing System lead the industry in thermal performance.

¹ U-factor represents the amount of heat transfer as measured in accordance with NFRC 100-2001, calculation uses total window unit, and assumes 3/4" glazing with a 1/2" airspace. Lower is better.

² Solar heat gain coefficient (SHGC) measures the amount of solar radiation entering the building. As measured per NFRC 200-2001 with the Window 4.1 and Frame 4.1 modeling programs. Lower is better.

³ Visible light transmittance indicates the amount of outside light reaching the interior as calculated using center of glass. Higher percentages mean more outside light reaches interior.

⁴ Ultraviolet (UV) light block calculations performed using Lawrence Berkeley Laboratories Window 4.1 program. Percentages indicate amount of UV transmittance blocked from the interior using a 3/4" glazing unit.

INFINIT@PLUS*
HIGH PERFORMANCE GLAZING SYSTEM



CERTIFIED TO MEET OR EXCEED EXPECTATIONS

All Anlin windows and doors are AAMA and NFRC certified, and ENERGY STAR® qualified with:

INSTALLATION STANDARDS

Anlin Window Systems' recommends following installation standards in your local building codes, and the instructions found in the following AAMA publications:

Replacement: AAMA 2410-03: Standard for Installation of Windows with an Exterior Flush Fin Over an Existing Window Frame.

Replacement: CAWM 420-97: Standard for Installation of Block Frame Windows Utilizing an Existing Perimeter Wood Frame.

New Construction: AAMA 2400-02: Standard for Installation of Windows with a Mounting Flange in Stud Frame Construction.

0914-119



Anlin Window Systems

1665 Tollhouse Rd.
Clovis, CA 93611
800-287-7996
www.anlin.com

